

## GCG Sunday School - 6th April 2025

### Lesson Outline



**Lesson:** The New Exodus  
**Passage:** Isaiah 11:1-12:6  
**Big Idea:** The Lord's King will bring a second, bigger, better Exodus for God's people.  
**Main Aim:** Look forward to the second Exodus!  
**Key verses:** Isaiah 11:1, 11, 16; 12:4

**Please pray** for the lesson preparation, that God's word would feed us and the children.

**Laptop/tablet + speaker:** Unless you are at the Greenwich service, you will need to bring a device to play any media. If needed, Jonny can provide a **laptop and Bluetooth speaker**. 😊

**Additional resources:** [Isaiah Overview talk: Training for Grace Group leaders](#)

**Passage info for leaders: (Lesson Overview on page 3)**

#### Isaiah Overview

701BC is the key date for Isaiah: when the Assyrian army arrives at Jerusalem and is destroyed.

Chapters 1-35 The army is coming. It will destroy everything else, but Jerusalem will be saved.

Chapters 36-39 Those exact events happen. The army is destroyed at the gates of Jerusalem.

Chapters 40-66 The future will look a bit like the past: Coming universal judgement, with those who trust in the Lord being saved.

*Chapters 1-39 are written about the past, so that we'd trust the Lord for the future: chapters 40-66.*

#### Passage Overview

1. The chosen one comes. *Isaiah 11:1-5*  
 The "righteous branch", bringing justice.
2. His kingdom *Isaiah 11:6-10*  
 Peace.
3. How will they get there? Exodus. *Isaiah 11:11-12:6*  
 It's bigger and better than the Old Exodus.  
 It leads to singing for joy!

*For them then*

Look forward to a day of singing, when the second Exodus comes.

*For us now*

The second Exodus partly came with Jesus' arrival. But there is a future, final saving to come. Revelation 15:2-4. Cf. Exodus 15.

#### The Age Ranges

**Sailors: Ages 3-6**






**Officers: Ages 7-11**

CW (average age 4-5 years) - Prepare the lesson for **all ages**.

Then separate **Sailor** and **Officer** groups for **Heart & Hands** teaching.

GR and EC - Personalise **all material** for the Sailors or Officers.

## Lesson Overview

Get Going ~3 min + Song	Bible Talk ~10 mins	Heart & Hands ~30 mins	Catechisms ~10 mins	Land the Lesson
				
Welcome & Pray Intro Idea Song	The Big Idea The Main Aim	Craft/ Worksheet Further teaching Memory verse	Practice Together	Recap Pray Extra Fun Time



### Get Going

Welcome, Pray, Introduction idea & Song

At GR and EC the [Sailor Leader](#) will lead the “Get Going” section, by default.

### Welcome and connect briefly with the children

- Ask a fun question, showing we’re interested in their lives. Such as:
  - What’s the best/ most fun thing you did yesterday/ this morning? Highlight/lowlight?
  - What was the tastiest food you ate? The smelliest thing you smelled?

### Prayer by the leader

- Help us to listen carefully to what God has to say to us today, and to have fun.

### Rules Reminder

- We listen to the leader.
- We love our neighbour.

**Intro Idea** - Introduces the theme of the passage with “Intro” Powerpoint slides.

- Ask the children - Can you point to the better one? Why is it better?
  - Cake
  - Horse
  - Space ship
  - Exodus. The old one from Egypt. Or... what could be better? A bigger Exodus.


Link: Introduce the [Big Idea](#)

**Sing** - If needed, talk through the words and actions before singing.

God Speaks - [God Speaks - Emu Music \(with Lyrics\)](#)

With actions (A little too babyish for GR and EC): [God Speaks | All-Age Worship from All Souls](#)

**GR & EC** - Split into **Sailor** and **Officer** groups for the remainder of the session.  
**CW** - Remain together.



## Bible Talk

Teaching the Big Idea & Main Aim.

Using the ICB translation: International Children's Bible.

Available at: [Bible Gateway](#)

*Keep it clear and snappy. Maybe come up with a catchphrase for the week.*

*Have Bible open throughout to show that we're teaching from God's word, and not from our heads.*

*Make the Bible talk engaging by asking questions and/or using visual aids.*

### Key Verses - Isaiah 11:1, 11, 16; 12:3-4

**Lesson Points** - Arriving repeatedly at the Big Idea.

How would the Lord save his people?

1. The Lord's King would come.

*Isaiah 11:1*

He'd be righteous. (Totally good)

He'd be just. (Totally fair)

A better king than anyone before.

2. The Lord's King brings a second Exodus.

*Isaiah 11:11, 15, 16,*

It will be like the first Exodus, but bigger and better.

More people: People will come from every nation. From the four corners of the earth.

More walking on dry ground: Like when the Lord brought the people across the sea.

But from the east and from the west.

More straight way home: Like when they walked across the desert to the promised land.

But it'll be like a big road from Assyria. To bring his people finally home.

More singing: They sang with such joy when the Egyptians were defeated at the first Exodus.

But The Lord's people will sing even bigger and better than that. *Isaiah 12:3-5*

3. Jesus brings the second, bigger and better Exodus.

He is the righteous and just king.

He sort-of brought a New Exodus when he came: Cross and resurrection saving people.

He will fully bring the Exodus when he comes back: Final saving of all his people.


**Brief application** - The Main Aim expanded.

- **Sailors** State the Main Aim application and expand it a bit.  
This is how it's right to think/ act/ talk/ feel.  
For home/ school/ church.
- **Officers** Ask questions to arrive at the Main aim application.  
How does this help us think/ act/ talk/ feel differently?  
What about at home/ school/ church?

**Teaching ideas** - Ask Jonny if you'd like more ideas.

- In the Bible talk, I'd recommend using the teaching images to get the big points clear.

- Isaiah series picture. Find it laminated in the box. Use it to give an Isaiah overview each week: Isaiah is surrounded by people trusting in themselves, idols and money to save them. No! He says. Trust in the Lord alone to save you!



- Isaiah has a lot of picture language. Bring out the *images* and the *tone* by acting/storytelling: **You may want to source extra props, Jonny can help.**

- The King who comes. What is he like?
- The Old Exodus. It was pretty amazing.
- The New Exodus. It'll be even bigger and better.
- Singing at the end of the New Exodus.

- Ask questions when teaching, adapting them for the children in your group, such as:

What will the king be like?

What happened at the Old Exodus? Who will be at the new Exodus?

What will the singing be like?

- Sailors - More question ideas:** What noise/ smell do you think it made? How many stars did he see? Have you ever seen that before? How did he feel? What face would she have made?
- Sailors - More teaching ideas:** Make actions to copy at certain points, act it out with costumes and scenery, go for a walk around the room, use Lego/Playmobile figures.
- Officers - More question ideas:** Why do you think he did that? What did she get right/ wrong? What would you do in his situation?
- Officers - More teaching ideas:** Act it out, have them draw scenes, shout out the best thing they see in the passage, make a puppet show using paper and card, go for a walk, use Lego.

## Heart and Hands



More on the Big Idea & Main Aim with activities.

**Table Activities - Craft or worksheet** - Spares go to the Eltham service.

- Sailors**      Craft.  
*Cut, stick/fasten, colour. Chat about how it relates to the teaching point.*
- Officers**      Worksheet.  
*This is a guided form of Bible study, to help them learn how Bible studies work. The sheet progresses from easy questions, to harder questions. Help them find answers in the Bible and think about the passage.*

## Further Teaching

An opportunity to reteach the same Big Idea & Main Aim with:

- Act out the passage/ recap main point using the craft/worksheet.
- Do a drama based on the Main Aim. For example, the children make up a drama about someone who used to be worried, but is now comforted because God knows them completely.
- Discuss application.

The New City  
Catechism

for Kids



## New City Catechism

### Practice Together

What is this? Tim Keller Introduces the New City Catechism

Why do this? Why We Should Catechize Our Children

### This week - Question 7.

- Open up the Catechism of the week.  
Practice saying it with the children. Some might have learnt it at home to say it with less help.  
Talk about difficult words and ideas.
- **Sailors** Use Children's Mode and the songs to learn:  
 Q1 What is Our Only Hope in Life and Death?
- **Officers** Use Children's Mode where necessary.  
You could make up a rhyme or rap to learn it.  
Or make up a game of trying to remember it: In a circle, one word each.



### Land the lesson

**Bring everything together: Recap, prayer and game.**

**Recap** - Use the craft/ worksheet to remind them of the Big Idea & Main Aim.

**Pray** - Encourage the children to pray with you about the Big Idea and Main Aim.  
They could **thank/praise God** for it or **ask for help** in believing it.

- **Sailors** You could suggest "Popcorn prayers" - really short prayers.  
Or "Arrow prayers"- We all shoot up like an arrow at the end.  
Or you could try the idea we use with Officers.
- **Officers** You could pass an object, like a Bible, around the room.  
When a child receives the Bible, they can choose to pray in their head or aloud.

**Game idea** - Feel free to play something different!

- **Sailors** Something fun, check the G-drive.
- **Officers** Something fun, check the G-drive.

**Time fillers, Games and Music** - Check the G-drive

- I often play something from: <https://www.youtube.com/@thebiggeststory>
- A Spotify playlist of Sunday School songs can be found in the Term Overview Document.

**Sign out** - Give each family a Take Home Sheet

- Sign out with Check-In.